



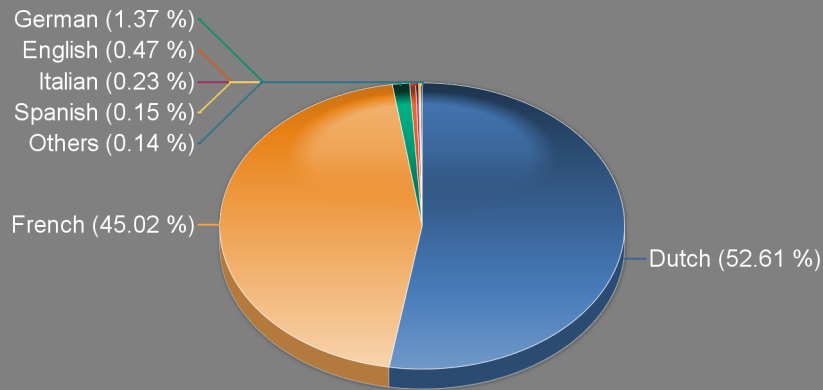


PARIS MATCH INTERNATIONAL  
 NOUVEAU KNACK SPECIAL DS GROOT WOORDZOEKERBOEK SAITE MAGAZINE  
 MARIE CLAIRE BELGIE CINE TELE REVUE JEUX'HS DAG ALLEMAAL + STORY + PRIMO DS GROOT VARIABOEK PAKKET HAPPINEZ  
 JEUX DE TELE STAR HS DS VARIAPOCKET STRIP ASTERIX DS 5' KRUISWOORD  
 DS CRYPTOGRAMMENBUNDEL DS 4' ZWEEDS KAMPIOEN TELECABLE ET SATELLITE TELEPRO MAGAZINE FEMME ACTUELLE DS 3' ZWEEDS PLEZIER SC JEUX VACANCES 100% JEUX  
 DS SUDOKU SCHEURBLOK ELLE BELGIE NL MOTO 80 TOPMODEL NL DELICIOUS DR GOOD STRIP JOMMEKE  
 DS WOORDZOEKERPLEZIER DS WOORDZOEKER WEEK, SPECIAL PLUS MAGAZINE NL VTWONEN DS WOORDZOEKERPOCKET FEMMES + FLAIR TELE POCHE PSYCHOLOGIES MAG NL VOGUE NL  
 LE SOIR FLECHES HLN ZWEEDS 4' GROOT PUZZELBOEK FIGARO MAGAZINE + MADAME MOUSTIQUE LIBELLE FEMMES D'AUJOURD'HUI LIBELLE LEKKER KNIPMODE  
 DS 3 STERREN ZWEEDS BODYMIND BOUQUET REEKS CANARD ENCHAINE PRIMA FR AUF EINEN BLICK DAG ALLEMAAL + HUMO HLN WOORDZOEKER 3' GROOT PUZZEL MARIE CLAIRE BELGIQUE  
 DAG ALLEMAAL (ZONDER KALENDER) FLOW SPECIAL MARIANNE FR DS CIJFERCODE VAKANTIE KANJER DS BINAIRE PUZZELS HLN GROOT PUZZELBOEK VARIA 3' ELLE DS FILIPPINE VAKANTIEBOEK  
 DS 5' DOORLOPER DS WOORDZOEKER MINI SC FLECHES NIVEAU 2/3 DR GOOD C'EST BON MONITEUR AUTOMOBILE EOS TV FAMILIE SPIROU  
 TOP SANTE FR TELE POCKET FLAIR VL STORY DAG ALLEMAAL HUMO POINT  
 BY YOU MAGAZINE NOUS DEUX DI PIU I PARIS MATCH TRENDS  
 FREIZEIT REVUE D FEELING + PRODUCTPLUS 21% SC JEUX VACANCES DS BINAIRE KAMPIOEN VIF L EXPRESS ELLE BELGIQUE FR  
 ARIADNE AT HOME NOUVEAU DETECTIVE HS CINE ASTRO REVUE JOEPIE JEZ  
 SC MOTS MEL 200 GRILLES DS SUDOKU GENIUS  
 LANDLEVEN SCIENCE ET VIE GÄEL  
 EXPRES PALLIETERKE  
 MAXI FR HOLA FEELING  
 GALA FR VOICI PAN  
 CLOSER FR PUBLIC FR  
 AUTOGIDS MARGRIET  
 LIBELLE + BKZ PRIVE  
 BLOOM ROYALTY

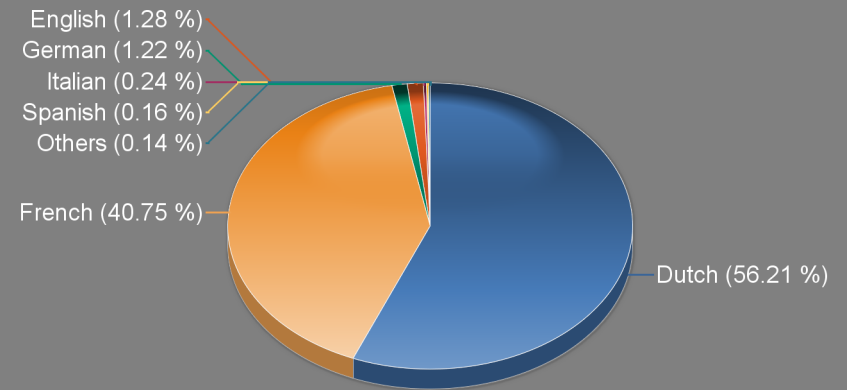
DS 4' DOORLOPERS FEELING + LIBELLE LEKKER DS EXTRA ZWEEDSE RAADSELS PLAYBOY NL STRIP FC DE KAMPIOENEN DS SUDOKU ULTRA DER SPIEGEL AUTO HEBDO DS FILIPPINE 4' VAKANTIEBOEK TV 14 D  
 DS VARIABUNDEL PLUS MAGAZINE FR BLIK NATIONAAL HAPPINEZ NL SC FLECHES 70 GRIL NIV 2/3 NIEUWSBLAD ZWEEDSE PUZZELS DS 100 WOORDZOEKERS LIBELLE + FLAIR VL. HLN ZWEEDS 3' GROOT PUZZELBOEK AUTOWEEK  
 HLN ZWEEDS VAKANTIEBOEK 3' DS ZWEEDS POCKET KNACK SPORT NOUS DEUX LIVRE KNACK MAGAZINE SOIR MAG PRIMO TEVE BLAD TRENDS TENDANCES  
 DONALD DUCK NL GOED GEVOEL POCKET LE VIF WEEKEND RECETTES WONEN LANDELIJKE STIJL FRANCE DIMANCHE WEEKEND DS SUDOKU CHAMPION DS SUDOKU KAMPIOEN AUTO BILD DS TECTONIC 5-7 LIBELLE SPECIAL  
 SC SUDOKU CHAMPION DS SUDOKU KAMPIOEN SC FLECHES VITAL NIV 2/3 AUTO PLUS FR STIJLVOL WONEN ECONOMIST FLOW FR MONDE DIPLOMATIQUE DS WOORDZOEKER SCHEURBLOK LIBELLE + LIBELLE LEKKER  
 NIEUWSBLAD VARIA PUZZELS NEUE BLATT ICI PARIS MAGAZINE TELE STAR NOUVEAU DETECTIVE FEMMES + BKZ GOED GEVOEL + RITUALS HANDCREME MARGRIET ELLE DECORATION  
 JEUX DE TELE STAR NEUE POST TOPMODEL FR AMI DES JARDINS FLOW NL DS LEGPUZZEL POCKET  
 AVANTAGES FR JOUCEO 4,89 EUROS DAG ALLEMAAL + STORY CHARLIE HEBDO KNACK WEEKEND KOKEN  
 HORZU DS FILIPPINE 2-3' BOEK TELE 7 JOURS DS VARIA VAKANTIE KANJER FRANC TIREUR

## >> Language view

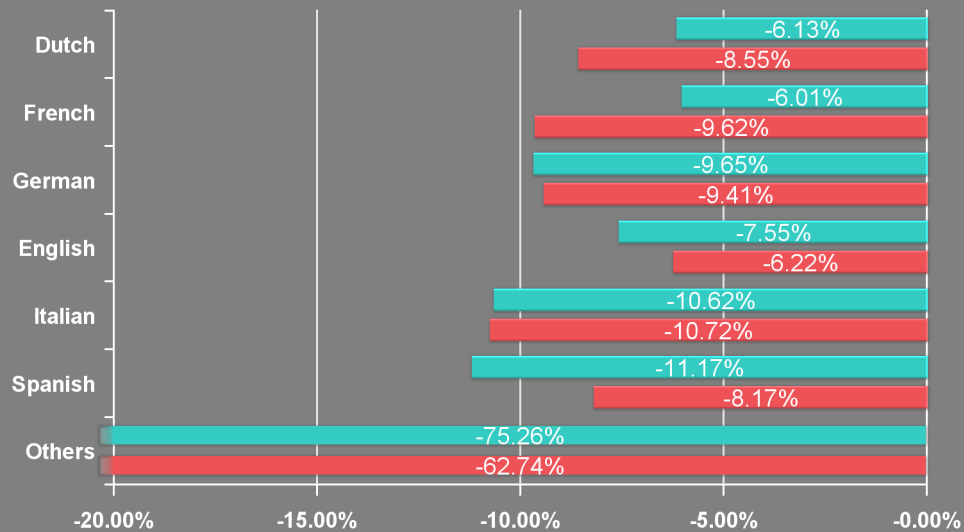
### SALES



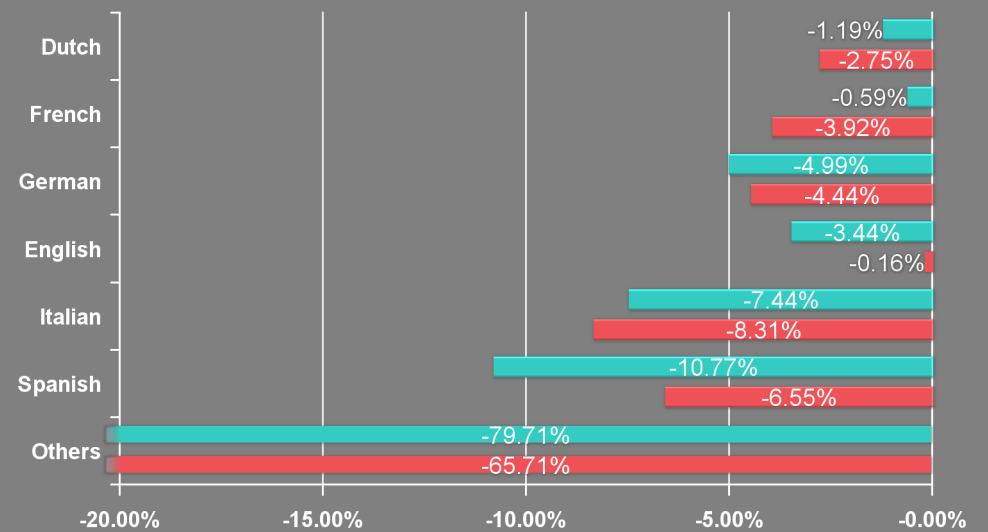
### TURNOVER



■ Evol Sold YTD ■ Evol Sold Mobile



■ Evol Value YTD ■ Evol Value Mobile



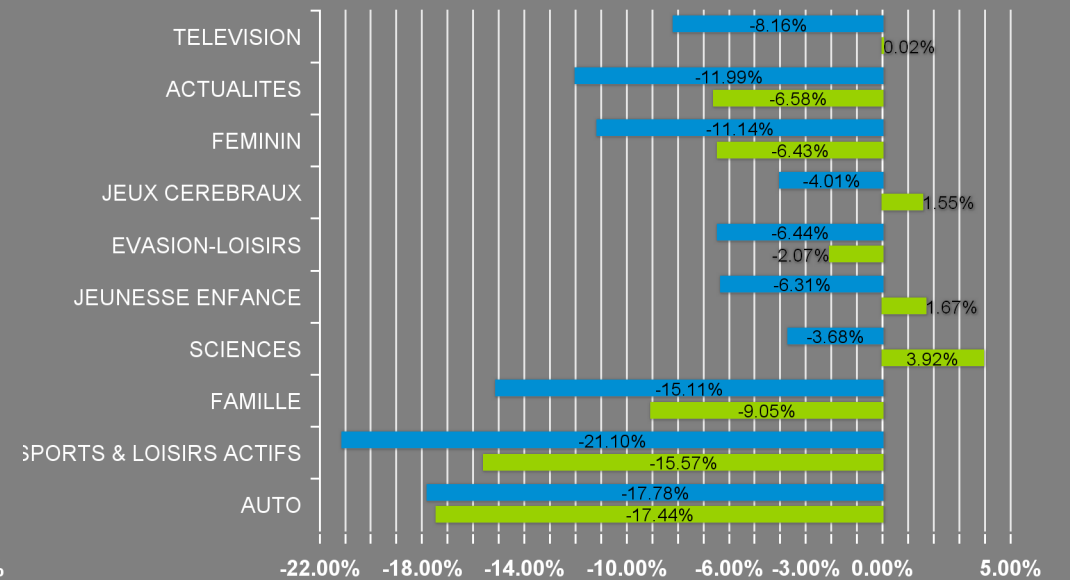
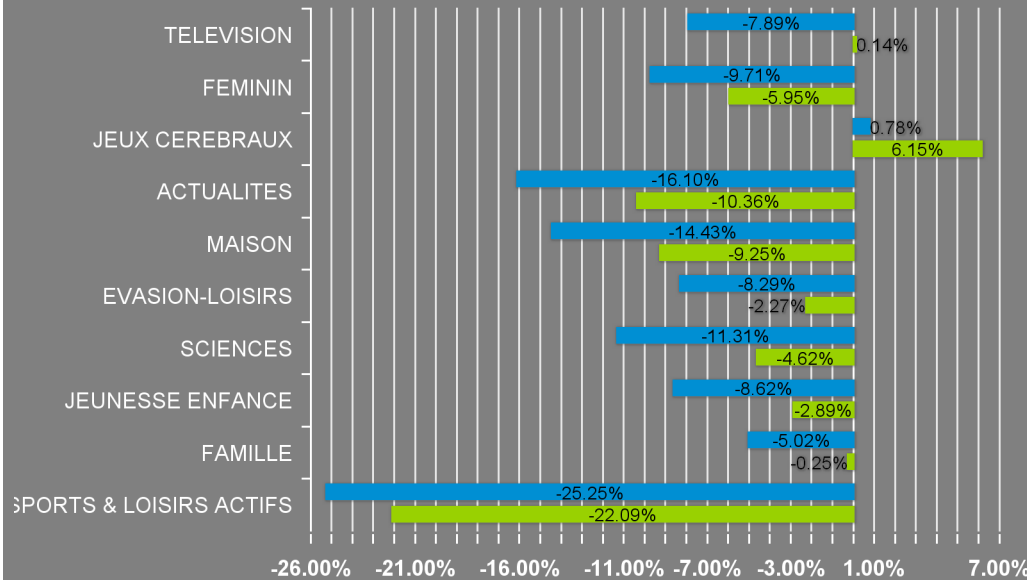
## >> Family view by language (Mobile)

| NL                      | Turnover Mobile (€) | #Titles    | Weight         |                | %Evo          |               |
|-------------------------|---------------------|------------|----------------|----------------|---------------|---------------|
|                         |                     |            | Sales          | Value          | Sales         | Value         |
| TELEVISION              | 38,889,562          | 26         | 55.66%         | 40.48%         | -7.89%        | 0.14%         |
| FEMININ                 | 23,075,040          | 111        | 18.54%         | 24.02%         | -9.71%        | -5.95%        |
| JEUX CEREBRAUX          | 10,437,261          | 189        | 8.76%          | 10.86%         | 0.78%         | 6.15%         |
| ACTUALITES              | 7,336,991           | 31         | 7.07%          | 7.64%          | -16.10%       | -10.36%       |
| MAISON                  | 3,149,068           | 64         | 1.62%          | 3.28%          | -14.43%       | -9.25%        |
| EVASION-LOISIRS         | 1,694,566           | 105        | 0.98%          | 1.76%          | -8.29%        | -2.27%        |
| SCIENCES                | 1,629,621           | 28         | 0.81%          | 1.70%          | -11.31%       | -4.62%        |
| JEUNESSE ENFANCE        | 1,620,353           | 59         | 1.21%          | 1.69%          | -8.62%        | -2.89%        |
| FAMILLE                 | 1,413,538           | 30         | 1.07%          | 1.47%          | -5.02%        | -0.25%        |
| SPORTS & LOISIRS ACTIFS | 1,381,227           | 54         | 0.80%          | 1.44%          | -25.25%       | -22.09%       |
| <b>TOP 10 DUTCH</b>     | <b>90,627,228</b>   | <b>697</b> | <b>96.52%</b>  | <b>94.32%</b>  | <b>-8.49%</b> | <b>-2.71%</b> |
| <b>ALL FAMILIES</b>     | <b>96,082,883</b>   | <b>887</b> | <b>100.00%</b> | <b>100.00%</b> | <b>-8.55%</b> | <b>-2.75%</b> |

| FR                      | Turnover Mobile (€) | #Titles      | Weight         |                | %Evo          |               |
|-------------------------|---------------------|--------------|----------------|----------------|---------------|---------------|
|                         |                     |              | Sales          | Value          | Sales         | Value         |
| TELEVISION              | 20,437,702          | 14           | 45.51%         | 29.34%         | -8.16%        | 0.02%         |
| ACTUALITES              | 16,375,867          | 158          | 22.54%         | 23.51%         | -11.99%       | -6.58%        |
| FEMININ                 | 10,610,978          | 178          | 13.13%         | 15.23%         | -11.14%       | -6.43%        |
| JEUX CEREBRAUX          | 7,476,992           | 403          | 7.91%          | 10.73%         | -4.01%        | 1.55%         |
| EVASION-LOISIRS         | 2,936,862           | 300          | 1.78%          | 4.22%          | -6.44%        | -2.07%        |
| JEUNESSE ENFANCE        | 2,102,207           | 194          | 1.85%          | 3.02%          | -6.31%        | 1.67%         |
| SCIENCES                | 1,786,971           | 130          | 1.05%          | 2.57%          | -3.68%        | 3.92%         |
| FAMILLE                 | 1,402,115           | 81           | 1.29%          | 2.01%          | -15.11%       | -9.05%        |
| SPORTS & LOISIRS ACTIFS | 1,163,822           | 130          | 0.76%          | 1.67%          | -21.10%       | -15.57%       |
| AUTO                    | 1,143,763           | 67           | 1.01%          | 1.64%          | -17.78%       | -17.44%       |
| <b>TOP 10 FRENCH</b>    | <b>65,437,279</b>   | <b>1,924</b> | <b>96.83%</b>  | <b>93.95%</b>  | <b>-9.39%</b> | <b>-3.42%</b> |
| <b>ALL FAMILIES</b>     | <b>69,653,014</b>   | <b>2,028</b> | <b>100.00%</b> | <b>100.00%</b> | <b>-9.62%</b> | <b>-3.92%</b> |

■ Evol Sold Mobile ■ Evol Value Mobile

■ Evol Sold Mobile ■ Evol Value Mobile

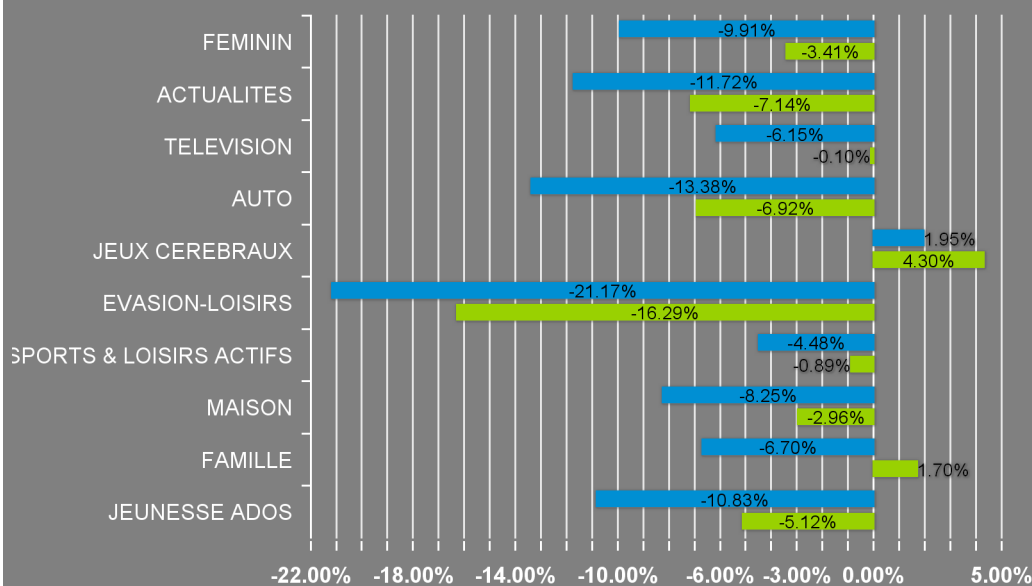


## >> Family view by language (Mobile)

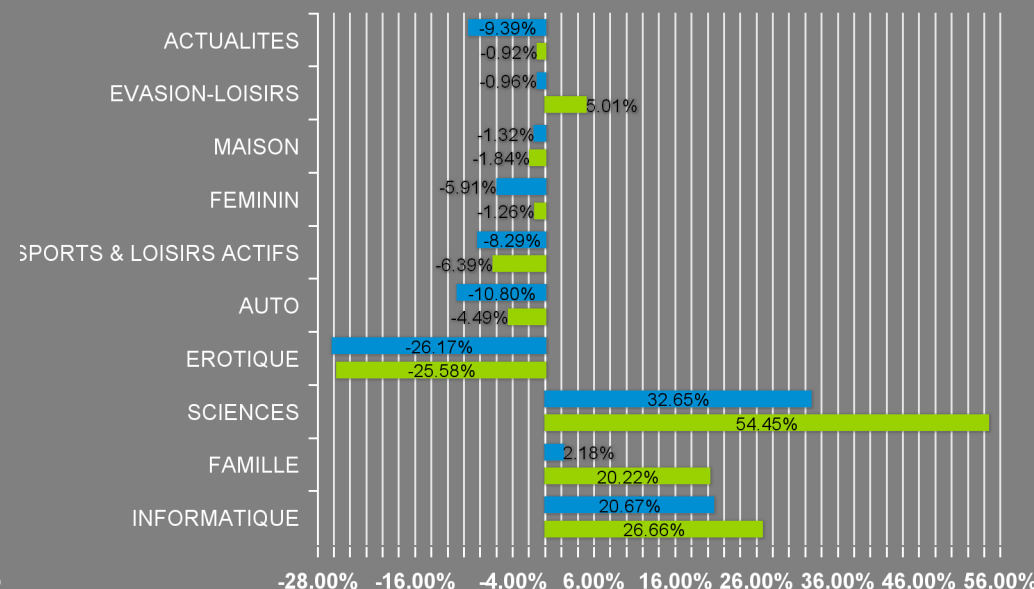
| DE                      | Turnover Mobile (€) | #Titles    | Weight         |                | %Evo          |               |
|-------------------------|---------------------|------------|----------------|----------------|---------------|---------------|
|                         |                     |            | Sales          | Value          | Sales         | Value         |
| FEMININ                 | 683,263             | 105        | 44.29%         | 32.83%         | -9.91%        | -3.41%        |
| ACTUALITES              | 495,134             | 45         | 13.46%         | 23.79%         | -11.72%       | -7.14%        |
| TELEVISION              | 305,627             | 20         | 21.72%         | 14.69%         | -6.15%        | -0.10%        |
| AUTO                    | 228,130             | 52         | 7.87%          | 10.96%         | -13.38%       | -6.92%        |
| JEUX CEREBRAUX          | 67,444              | 76         | 3.50%          | 3.24%          | 1.95%         | 4.30%         |
| EVASION-LOISIRS         | 62,671              | 62         | 1.42%          | 3.01%          | -21.17%       | -16.29%       |
| SPORTS & LOISIRS ACTIFS | 57,881              | 50         | 1.88%          | 2.78%          | -4.48%        | -0.89%        |
| MAISON                  | 41,938              | 33         | 1.19%          | 2.02%          | -8.25%        | -2.96%        |
| FAMILLE                 | 40,411              | 39         | 1.44%          | 1.94%          | -6.70%        | 1.70%         |
| JEUNESSE ADOS           | 21,981              | 7          | 1.50%          | 1.06%          | -10.83%       | -5.12%        |
| <b>TOP 10 GERMAN</b>    | <b>2,004,480</b>    | <b>489</b> | <b>98.28%</b>  | <b>96.33%</b>  | <b>-9.31%</b> | <b>-4.35%</b> |
| <b>ALL FAMILIES</b>     | <b>2,080,954</b>    | <b>573</b> | <b>100.00%</b> | <b>100.00%</b> | <b>-9.41%</b> | <b>-4.44%</b> |

| EN                      | Turnover Mobile (€) | #Titles    | Weight         |                | %Evo          |               |
|-------------------------|---------------------|------------|----------------|----------------|---------------|---------------|
|                         |                     |            | Sales          | Value          | Sales         | Value         |
| ACTUALITES              | 680,993             | 76         | 36.03%         | 31.05%         | -9.39%        | -0.92%        |
| EVASION-LOISIRS         | 527,874             | 317        | 21.28%         | 24.07%         | -0.96%        | 5.01%         |
| MAISON                  | 206,298             | 68         | 8.98%          | 9.41%          | -1.32%        | -1.84%        |
| FEMININ                 | 198,456             | 98         | 10.66%         | 9.05%          | -5.91%        | -1.26%        |
| SPORTS & LOISIRS ACTIFS | 159,416             | 76         | 6.83%          | 7.27%          | -8.29%        | -6.39%        |
| AUTO                    | 156,614             | 50         | 6.91%          | 7.14%          | -10.80%       | -4.49%        |
| EROTIQUE                | 94,649              | 39         | 2.89%          | 4.32%          | -26.17%       | -25.58%       |
| SCIENCES                | 75,013              | 118        | 2.54%          | 3.42%          | 32.65%        | 54.45%        |
| FAMILLE                 | 33,604              | 26         | 1.30%          | 1.53%          | 2.18%         | 20.22%        |
| INFORMATIQUE            | 20,544              | 17         | 0.69%          | 0.94%          | 20.67%        | 26.66%        |
| <b>TOP 10 ENGLISH</b>   | <b>2,153,462</b>    | <b>885</b> | <b>98.10%</b>  | <b>98.19%</b>  | <b>-6.16%</b> | <b>-0.09%</b> |
| <b>ALL FAMILIES</b>     | <b>2,193,055</b>    | <b>926</b> | <b>100.00%</b> | <b>100.00%</b> | <b>-6.22%</b> | <b>-0.16%</b> |

■ Evol Sold Mobile ■ Evol Value Mobile



■ Evol Sold Mobile ■ Evol Value Mobile

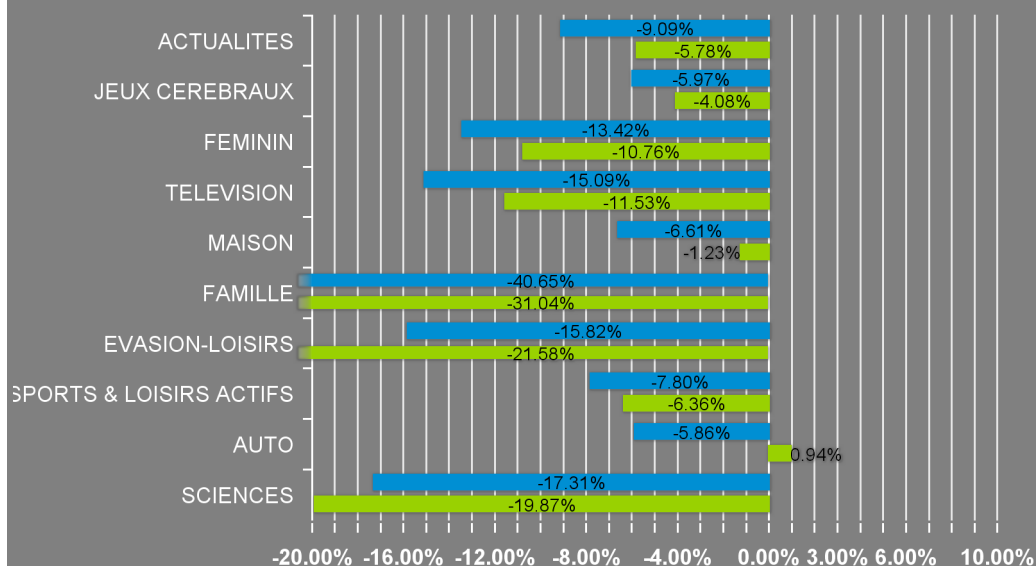


## >> Family view by language (Mobile)

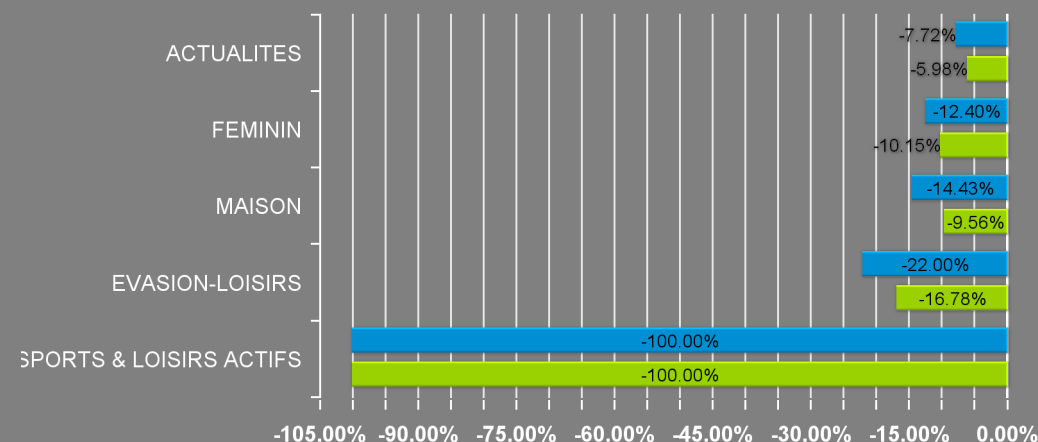
| IT                      | Turnover Mobile (€) | #Titles    | Weight         |                | %Evo           |               |
|-------------------------|---------------------|------------|----------------|----------------|----------------|---------------|
|                         |                     |            | Sales          | Value          | Sales          | Value         |
| ACTUALITES              | 176,468             | 14         | 50.37%         | 43.85%         | -9.09%         | -5.78%        |
| JEUX CEREBRAUX          | 75,629              | 30         | 20.11%         | 18.79%         | -5.97%         | -4.08%        |
| FEMININ                 | 42,464              | 22         | 8.17%          | 10.55%         | -13.42%        | -10.76%       |
| TELEVISION              | 30,449              | 5          | 13.33%         | 7.57%          | -15.09%        | -11.53%       |
| MAISON                  | 15,162              | 12         | 1.65%          | 3.77%          | -6.61%         | -1.23%        |
| FAMILLE                 | 14,554              | 9          | 1.85%          | 3.62%          | -40.65%        | -31.04%       |
| EVASION-LOISIRS         | 12,899              | 9          | 1.49%          | 3.20%          | -15.82%        | -21.58%       |
| SPORTS & LOISIRS ACTIFS | 10,847              | 8          | 1.03%          | 2.70%          | -7.80%         | -6.36%        |
| AUTO                    | 8,865               | 8          | 0.73%          | 2.20%          | -5.86%         | 0.94%         |
| SCIENCES                | 6,766               | 4          | 0.71%          | 1.68%          | -17.31%        | -19.87%       |
| <b>TOP 10 ITALIAN</b>   | <b>394,103</b>      | <b>121</b> | <b>99.45%</b>  | <b>97.93%</b>  | <b>-10.68%</b> | <b>-8.32%</b> |
| <b>ALL FAMILIES</b>     | <b>402,452</b>      | <b>143</b> | <b>100.00%</b> | <b>100.00%</b> | <b>-10.72%</b> | <b>-8.31%</b> |

| SP                      | Turnover Mobile (€) | #Titles   | Weight         |                | %Evo          |               |
|-------------------------|---------------------|-----------|----------------|----------------|---------------|---------------|
|                         |                     |           | Sales          | Value          | Sales         | Value         |
| ACTUALITES              | 235,482             | 6         | 91.73%         | 85.84%         | -7.72%        | -5.98%        |
| FEMININ                 | 25,812              | 15        | 5.79%          | 9.41%          | -12.40%       | -10.15%       |
| MAISON                  | 10,593              | 8         | 1.99%          | 3.86%          | -14.43%       | -9.56%        |
| EVASION-LOISIRS         | 2,214               | 4         | 0.44%          | 0.81%          | -22.00%       | -16.78%       |
| SPORTS & LOISIRS ACTIFS | 236                 | 1         | 0.06%          | 0.09%          | -100.00%      | -100.00%      |
| <b>ALL FAMILIES</b>     | <b>274,337</b>      | <b>34</b> | <b>100.00%</b> | <b>100.00%</b> | <b>-8.17%</b> | <b>-6.55%</b> |

■ Evol Sold Mobile ■ Evol Value Mobile



■ Evol Sold Mobile ■ Evol Value Mobile

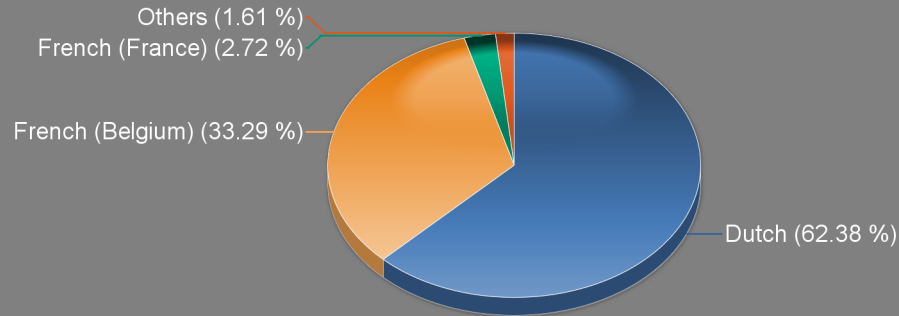




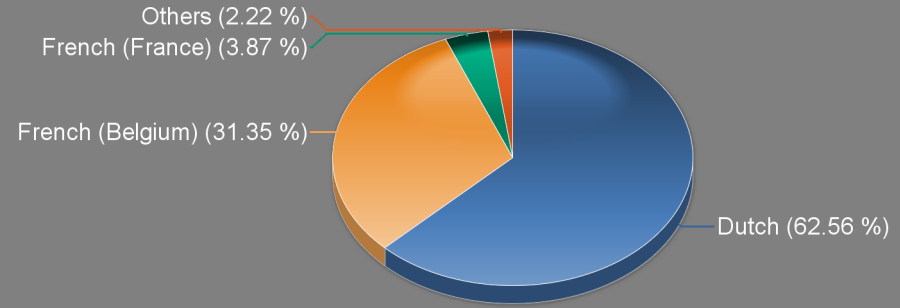


>> Language view

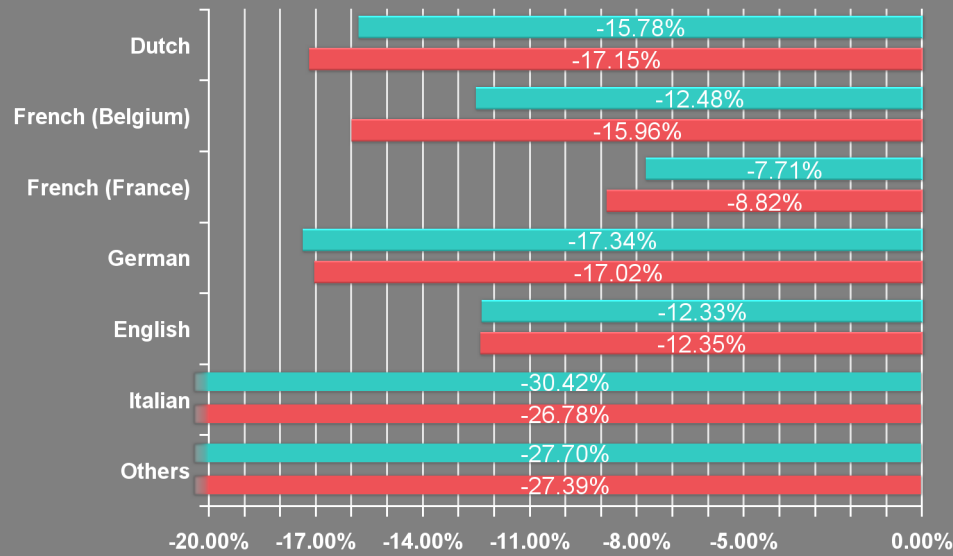
SALES



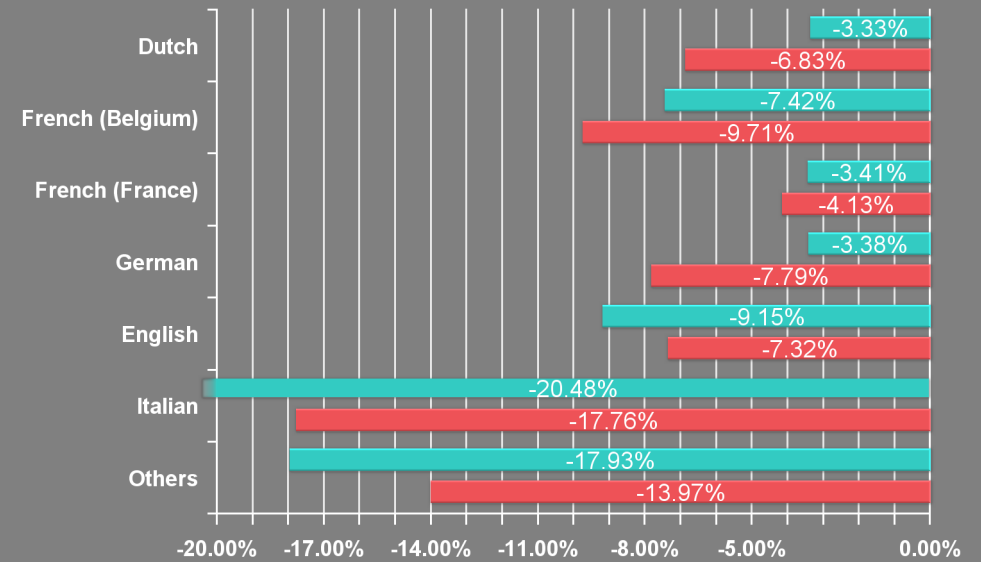
TURNOVER



■ Evol Sold YTD ■ Evol Sold Mobile



■ Evol Value YTD ■ Evol Value Mobile



# ***THANK YOU FOR READING***

***Please contact [mktg.research@ampnet.be](mailto:mktg.research@ampnet.be) for more detailed information***

***Merci de contacter [mktg.research@ampnet.be](mailto:mktg.research@ampnet.be) pour plus d'information***

***Voor meer informatie, kan u steeds [mktg.research@ampnet.be](mailto:mktg.research@ampnet.be) contacteren***